

Institution: Loyola University New Orleans (159656)

User ID: P1596561

Completions Overview

Welcome to the IPEDS Completions survey component. The Completions component is one of several IPEDS components that is conducted during the Fall data collection period. It collects the number of degrees and certificates awarded by field of study, level of award, race/ethnicity, and gender. The reporting period for the Completions component is during the 12-month time period beginning July 1 of the previous calendar year and ending June 30 of the current calendar year; therefore, for this year's Completions component, the reporting period is between July 1, 2013 and June 30, 2014. The Completions component is also collecting the number of students (e.g., completers) who earned awards between July 1, 2013 and June 30, 2014.

Completions Common Errors

Some common completions component errors include the following:

- Including award levels on your current year Completions that were not reported on your previous year's (PY) Institutional Characteristics (IC). [Award levels in the PY IC component cannot be changed; therefore, contact the IPEDS Help Desk at 1-877-225-2568 if you need assistance.]
- Forgetting to select CIP codes for new programs of study that are offered by the institution, but do not have completions for the reporting period.
- Forgetting to enter in zero in at least one of the cells for CIP codes that do not have completions.

Recent Changes

- The following question on **distance education** has been added to the bottom of each individual "CIP Data" screen:
"Is this program offered as a distance education program?"
- The following two screens, which collect data specifically on students were added to this component, beginning in the 2012-13 survey year:
 - **"All Completers"** - Collects the number of students who earned an award between July 1, 2013 and June 30, 2014 by gender and race/ethnicity. (The intent of this screen is to collect an **unduplicated count** of total numbers of completers.)
 - **"Completers by Level"** - Collects the number of students who earned an award between July 1, 2013 and June 30, 2014 by award level and 1) by gender; 2) by race/ethnicity; and 3) by age.
- The definition for Post-baccalaureate Certificate has changed slightly for the 2014-15 collection. The new definition is as follows: **An award that requires completion of an organized program of study beyond the bachelor's. It is designed for persons who have completed a baccalaureate degree, but does not meet the requirements of a master's degree.**

NOTE: Even though Teacher Preparation certificate programs may require a bachelor's degree for admission, they are considered sub-baccalaureate undergraduate programs, and students in these programs are undergraduate students.

General Information

CIP Codes:

The [CIP 2010 Website](#) includes a list of new CIP codes, a list of deleted CIP codes, a list of moved CIP Codes, and an online crosswalk of the 2000 CIP and 2010 CIP.

The Resources Page of the CIP 2010 website contains many valuable resources including:

- CIP 2010 Manual and copies of previous editions of the CIP Manual
- Crosswalk between the 2000 CIP codes and the 2010 CIP codes in Excel format

Keep in mind that some information provided by institutions on the Completions component appear in the [College Navigator](#), which is a major tool used by consumers searching for information about postsecondary education. It is therefore vitally important that you include accurate information about your institution.

Survey materials can be downloaded using the following link: [Survey Materials](#).

The prior year revision system can be accessed using the following link: [Prior Year Revision System](#)

Completions CIP Data

[illegible]

[illegible]

CIPCODE	Award Level	Major	Gender	Non Resident Alien	Hispanic / Latino	American Indian or Alaska Native	Asian	Black or African American	Native Hawaiian or Other Pacific Islander	White	Two or more Races	Race/ ethnicity unknown	Total	distance education program
30.1301 Medieval and Renaissance Studies	5 - Bachelor's degree	2	Total	0	0	0	0	0	0	0	0	0	0	No
			Men	0	0	0	0	0	0	0	0	0	0	
			Women	0	0	0	0	0	0	0	0	0	0	
30.9999 Multi-/Interdisciplinary Studies, Other	5 - Bachelor's degree	1	Total	0	0	0	0	0	0	0	0	0	0	No
			Men	0	0	0	0	0	0	0	0	0	0	
			Women	0	0	0	0	0	0	0	0	0	0	
38.0101 Philosophy	5 - Bachelor's degree	1	Total	0	0	0	0	0	0	0	0	0	0	No
			Men	0	0	0	0	2	0	2	0	0	4	
			Women	0	0	0	0	1	0	1	0	1	3	
38.0101 Philosophy	5 - Bachelor's degree	2	Total	0	0	0	0	3	0	3	0	1	7	No
			Men	0	0	0	0	0	0	0	0	0	0	
			Women	0	0	0	0	0	0	0	0	0	0	
38.0199 Philosophy, Other	5 - Bachelor's degree	1	Total	0	0	0	0	0	0	0	0	0	0	No
			Men	0	0	0	0	0	0	2	0	0	2	
			Women	0	0	0	0	0	0	0	0	0	0	
38.0199 Philosophy, Other	5 - Bachelor's degree	2	Total	0	0	0	0	0	0	2	0	0	2	No
			Men	0	0	0	0	0	0	1	0	0	1	
			Women	0	0	0	0	0	0	0	0	0	0	
38.0201 Religion/Religious Studies	5 - Bachelor's degree	1	Total	0	0	0	0	0	0	1	0	0	1	No
			Men	0	0	0	0	0	0	0	0	0	0	
			Women	0	0	0	0	0	0	0	0	0	0	
38.0201 Religion/Religious Studies	7 - Master's degree	1	Total	0	0	0	0	0	0	0	0	0	0	No
			Men	0	0	0	0	0	0	0	0	0	0	
			Women	0	0	0	0	0	0	0	0	0	0	
38.0201 Religion/Religious Studies	5 - Bachelor's degree	2	Total	0	0	0	0	0	0	0	0	0	0	Yes
			Men	0	0	0	0	0	0	0	0	0	0	
			Women	0	0	0	0	0	0	0	0	0	0	
38.0203 Christian Studies	5 - Bachelor's degree	1	Total	0	0	0	0	0	0	0	0	0	0	No
			Men	0	0	0	0	0	0	1	0	0	1	
			Women	0	0	0	0	0	0	0	0	0	0	
38.0203 Christian Studies	5 - Bachelor's degree	2	Total	0	0	0	0	0	0	1	0	0	1	No
			Men	0	0	0	0	0	0	0	0	0	0	
			Women	0	0	0	0	0	0	0	0	0	0	
39.0401 Religious Education	7 - Master's degree	1	Total	0	0	0	0	0	0	0	0	0	0	No
			Men	0	1	0	0	1	0	1	0	0	3	
			Women	0	1	0	0	0	0	5	0	1	7	
39.0401 Religious Education	8 - Post-Master's certificates	1	Total	0	2	0	0	1	0	6	0	1	10	Yes
			Men	0	0	0	0	0	0	0	0	0	0	
			Women	0	0	0	0	1	0	0	0	0	1	
39.9999 Theology and Religious Vocations, Other	6 - Postbaccalaureate certificates	1	Total	0	0	0	0	1	0	0	0	0	1	Yes
			Men	0	0	0	0	0	0	0	0	0	0	
			Women	0	0	0	0	0	0	0	0	0	0	
39.9999 Theology and Religious Vocations, Other	7 - Master's degree	1	Total	0	0	0	0	0	0	0	0	0	0	Yes
			Men	0	3	0	0	0	0	5	0	4	12	
			Women	0	5	1	0	3	0	23	0	4	36	
			Total	0	8	1	0	3	0	28	0	8	48	Yes

CIPCODE	Award Level	Major	Gender	Non Resident Alien	Hispanic / Latino	American Indian or Alaska Native	Asian	Black or African American	Native Hawaiian or Other Pacific Islander	White	Two or more Races	Race/ ethnicity unknown	Total	distance education program
39.9999 Theology and Religious Vocations, Other	8 - Post-Master's certificates	1	Men	0	0	0	0	0	0	0	0	0	0	
			Women	0	0	0	0	0	0	0	0	0	0	
			Total	0	0	0	0	0	0	0	0	0	0	Yes
39.9999 Theology and Religious Vocations, Other	7 - Master's degree	2	Men	0	0	0	0	0	0	0	0	0	0	
			Women	0	0	0	0	0	0	0	0	0	0	
			Total	0	0	0	0	0	0	0	0	0	0	Yes
40.0501 Chemistry, General	5 - Bachelor's degree	1	Men	0	0	0	0	0	0	1	0	0	1	
			Women	0	0	0	1	0	0	0	1	0	2	
			Total	0	0	0	1	0	0	1	1	0	3	No
40.0501 Chemistry, General	5 - Bachelor's degree	2	Men	0	0	0	0	0	0	0	0	0	0	
			Women	0	0	0	0	0	0	0	0	0	0	
			Total	0	0	0	0	0	0	0	0	0	0	No
40.0801 Physics, General	5 - Bachelor's degree	1	Men	0	0	0	0	0	0	5	0	0	5	
			Women	0	0	0	0	0	0	1	0	0	1	
			Total	0	0	0	0	0	0	6	0	0	6	No
42.0101 Psychology, General	5 - Bachelor's degree	1	Men	0	0	0	0	1	0	7	0	1	9	
			Women	0	7	0	1	12	0	30	1	4	55	
			Total	0	7	0	1	13	0	37	1	5	64	No
42.0101 Psychology, General	5 - Bachelor's degree	2	Men	1	0	0	0	0	0	1	0	0	2	
			Women	0	0	0	0	1	0	4	0	0	5	
			Total	1	0	0	0	1	0	5	0	0	7	No
42.9999 Psychology, Other	5 - Bachelor's degree	1	Men	1	0	0	0	0	0	0	0	0	1	
			Women	0	0	0	1	2	1	0	0	0	4	
			Total	1	0	0	1	2	1	0	0	0	5	No
43.0104 Criminal Justice/Safety Studies	7 - Master's degree	1	Men	0	0	0	0	3	0	10	1	0	14	
			Women	0	0	1	0	6	0	6	1	1	15	
			Total	0	0	1	0	9	0	16	2	1	29	No
43.0106 Forensic Science and Technology	5 - Bachelor's degree	1	Men	0	0	0	0	1	0	1	0	0	2	
			Women	0	0	0	0	0	0	0	0	0	0	
			Total	0	0	0	0	1	0	1	0	0	2	No
45.0101 Social Sciences, General	5 - Bachelor's degree	1	Men	0	0	0	0	0	0	1	0	0	1	
			Women	0	0	0	0	7	0	2	0	0	9	
			Total	0	0	0	0	7	0	3	0	0	10	No
45.0101 Social Sciences, General	5 - Bachelor's degree	2	Men	0	0	0	0	0	0	0	0	0	0	
			Women	0	0	0	0	0	0	0	0	0	0	
			Total	0	0	0	0	0	0	0	0	0	0	No
45.0401 Criminology	5 - Bachelor's degree	1	Men	0	0	0	1	1	0	5	0	0	7	
			Women	0	2	0	0	2	0	10	0	0	14	
			Total	0	2	0	1	3	0	15	0	0	21	No
45.0401 Criminology	7 - Master's degree	1	Men	0	0	0	0	0	0	3	0	0	3	
			Women	0	1	0	0	0	0	1	0	0	2	
			Total	0	1	0	0	0	0	4	0	0	5	No
45.0401 Criminology	5 - Bachelor's degree	2	Men	0	0	0	0	0	0	0	0	0	0	
			Women	0	0	0	0	0	0	1	0	0	1	
			Total	0	0	0	0	0	0	1	0	0	1	No
45.0601		1	Men	0	0	0	1	0	0	1	0	1	3	

CIPCODE	Award Level	Major	Gender	Non Resident Alien	Hispanic / Latino	American Indian or Alaska Native	Asian	Black or African American	Native Hawaiian or Other Pacific Islander	White	Two or more Races	Race/ ethnicity unknown	Total	distance education program
Economics, General	5 - Bachelor's degree		Women	0	0	0	0	0	0	1	0	0	1	
			Total	0	0	0	1	0	0	2	0	1	4	No
45.0601 Economics, General	5 - Bachelor's degree	2	Men	0	0	0	0	0	0	0	0	0	0	
			Women	0	0	0	0	0	0	0	0	0	0	
			Total	0	0	0	0	0	0	0	0	0	0	No
45.1001 Political Science and Government, General	5 - Bachelor's degree	1	Men	0	0	0	0	2	0	8	0	0	10	
			Women	0	0	1	2	4	0	2	1	0	10	
			Total	0	0	1	2	6	0	10	1	0	20	No
45.1001 Political Science and Government, General	5 - Bachelor's degree	2	Men	0	0	0	0	0	0	0	0	0	0	
			Women	0	0	0	0	0	0	1	0	0	1	
			Total	0	0	0	0	0	0	1	0	0	1	No
45.1101 Sociology	5 - Bachelor's degree	1	Men	0	0	0	0	0	0	2	0	0	2	
			Women	0	2	0	1	3	0	7	1	2	16	
			Total	0	2	0	1	3	0	9	1	2	18	No
45.1101 Sociology	5 - Bachelor's degree	2	Men	0	0	0	0	0	0	0	0	0	0	
			Women	0	0	0	0	0	0	0	0	0	0	
			Total	0	0	0	0	0	0	0	0	0	0	No
45.9999 Social Sciences, Other	5 - Bachelor's degree	1	Men	0	0	0	0	0	0	0	0	0	0	
			Women	0	0	0	0	0	0	0	0	0	0	
			Total	0	0	0	0	0	0	0	0	0	0	No
45.9999 Social Sciences, Other	5 - Bachelor's degree	2	Men	0	0	0	0	0	0	0	0	0	0	
			Women	0	0	0	0	0	0	0	0	0	0	
			Total	0	0	0	0	0	0	0	0	0	0	No
50.0402 Commercial and Advertising Art	5 - Bachelor's degree	1	Men	0	0	0	0	1	0	2	0	0	3	
			Women	0	0	0	0	2	0	4	0	0	6	
			Total	0	0	0	0	3	0	6	0	0	9	No
50.0402 Commercial and Advertising Art	5 - Bachelor's degree	2	Men	0	0	0	0	0	0	0	0	0	0	
			Women	0	0	0	0	0	0	0	0	0	0	
			Total	0	0	0	0	0	0	0	0	0	0	No
50.0501 Drama and Dramatics/Theatre Arts, General	5 - Bachelor's degree	1	Men	0	0	0	0	0	0	0	0	1	1	
			Women	0	0	0	0	1	0	5	0	0	6	
			Total	0	0	0	0	1	0	5	0	1	7	No
50.0501 Drama and Dramatics/Theatre Arts, General	5 - Bachelor's degree	2	Men	0	0	0	0	0	0	0	0	0	0	
			Women	0	0	0	0	0	0	1	0	0	1	
			Total	0	0	0	0	0	0	1	0	0	1	No
50.0701 Art/Art Studies, General	5 - Bachelor's degree	1	Men	0	0	0	0	0	0	1	0	0	1	
			Women	0	0	0	0	0	0	2	0	0	2	
			Total	0	0	0	0	0	0	3	0	0	3	No
50.0701 Art/Art Studies, General	5 - Bachelor's degree	2	Men	0	0	0	0	0	0	0	0	0	0	
			Women	0	0	0	0	0	0	0	0	0	0	
			Total	0	0	0	0	0	0	0	0	0	0	No
50.0799 Fine Arts and Art Studies, Other	5 - Bachelor's degree	1	Men	0	0	0	0	0	0	1	0	0	1	
			Women	0	2	0	0	0	0	2	0	0	4	
			Total	0	2	0	0	0	0	3	0	0	5	No

CIPCODE	Award Level	Major	Gender	Non Resident Alien	Hispanic / Latino	American Indian or Alaska Native	Asian	Black or African American	Native Hawaiian or Other Pacific Islander	White	Two or more Races	Race/ ethnicity unknown	Total	distance education program
50.0799 Fine Arts and Art Studies, Other	5 - Bachelor's degree	2	Men	0	0	0	0	0	0	0	0	0	0	
			Women	0	0	0	0	0	0	0	0	0	0	
			Total	0	0	0	0	0	0	0	0	0	0	No
50.0901 Music, General	5 - Bachelor's degree	1	Men	0	0	0	0	0	0	1	0	0	1	
			Women	0	0	0	0	0	2	0	1	3		
			Total	0	0	0	0	0	3	0	1	4	No	
50.0901 Music, General	5 - Bachelor's degree	2	Men	0	0	0	0	0	0	0	0	0	0	
			Women	0	0	0	0	0	0	0	0	0	0	
			Total	0	0	0	0	0	0	0	0	0	0	No
50.0902 Music History, Literature, and Theory	5 - Bachelor's degree	1	Men	0	0	0	0	0	0	0	0	0	0	
			Women	0	0	0	0	0	0	0	0	0	0	
			Total	0	0	0	0	0	0	0	0	0	0	No
50.0903 Music Performance, General	5 - Bachelor's degree	1	Men	0	0	0	1	0	0	3	0	0	4	
			Women	0	2	0	0	2	0	1	0	1	6	
			Total	0	2	0	1	2	0	4	0	1	10	No
50.0903 Music Performance, General	7 - Master's degree	1	Men	0	1	0	0	1	0	1	0	0	3	
			Women	0	0	0	0	2	0	3	0	1	6	
			Total	0	1	0	0	3	0	4	0	1	9	No
50.0903 Music Performance, General	5 - Bachelor's degree	2	Men	0	0	0	0	0	0	0	0	0	0	
			Women	0	0	0	0	0	0	0	0	0	0	
			Total	0	0	0	0	0	0	0	0	0	0	No
50.0904 Music Theory and Composition	5 - Bachelor's degree	1	Men	0	0	0	0	0	0	2	0	0	2	
			Women	0	0	0	0	0	0	0	0	0	0	
			Total	0	0	0	0	0	2	0	0	2	No	
50.0904 Music Theory and Composition	5 - Bachelor's degree	2	Men	0	0	0	0	0	0	0	0	0	0	
			Women	0	0	0	0	0	0	0	0	0	0	
			Total	0	0	0	0	0	0	0	0	0	0	No
50.0999 Music, Other	5 - Bachelor's degree	1	Men	0	0	1	0	1	0	3	0	0	5	
			Women	0	0	0	0	0	1	0	0	1		
			Total	0	0	1	0	1	0	4	0	0	6	No
50.0999 Music, Other	5 - Bachelor's degree	2	Men	0	0	0	0	0	0	0	0	0	0	
			Women	0	0	0	0	0	0	0	0	0	0	
			Total	0	0	0	0	0	0	0	0	0	0	No
50.1003 Music Management	5 - Bachelor's degree	1	Men	0	6	0	0	2	0	22	0	2	32	
			Women	0	2	0	0	4	0	11	1	0	18	
			Total	0	8	0	0	6	0	33	1	2	50	No
50.1003 Music Management	5 - Bachelor's degree	2	Men	0	0	0	0	0	0	0	0	0	0	
			Women	0	0	0	0	0	1	0	0	1		
			Total	0	0	0	0	0	1	0	0	1	No	
50.9999 Visual and Performing Arts, Other	5 - Bachelor's degree	1	Men	0	0	0	0	0	0	0	0	0	0	
			Women	0	0	0	0	0	0	0	0	0	0	
			Total	0	0	0	0	0	0	0	0	0	0	No
51.2305 Music Therapy/Therapist	5 - Bachelor's degree	1	Men	0	0	0	0	1	0	0	0	0	1	
			Women	0	0	0	0	0	2	0	0	2		
			Total	0	0	0	0	1	0	2	0	0	3	No
51.2305	7 - Master's degree	1	Men	0	0	0	0	0	0	0	0	0	0	

CIPCODE	Award Level	Major	Gender	Non Resident Alien	Hispanic / Latino	American Indian or Alaska Native	Asian	Black or African American	Native Hawaiian or Other Pacific Islander	White	Two or more Races	Race/ ethnicity unknown	Total	distance education program
Music Therapy/Therapist			Women	0	0	0	0	0	0	0	0	0	0	
			Total	0	0	0	0	0	0	0	0	0	0	No
51.3801 Registered Nursing/Registered Nurse	5 - Bachelor's degree	1	Men	0	0	0	1	0	0	0	0	0	1	
			Women	0	0	1	0	1	0	6	0	0	8	
			Total	0	0	1	1	1	0	6	0	0	9	Yes
51.3803 Adult Health Nurse/Nursing	7 - Master's degree	1	Men	0	0	0	0	0	0	0	0	0	0	
			Women	0	0	0	0	0	0	0	0	0	0	
			Total	0	0	0	0	0	0	0	0	0	0	Yes
51.3805 Family Practice Nurse/Nursing	6 - Postbaccalaureate certificates	1	Men	0	0	0	0	0	0	0	0	0	0	
			Women	0	0	0	0	0	0	0	0	0	0	
			Total	0	0	0	0	0	0	0	0	0	0	Yes
51.3805 Family Practice Nurse/Nursing	7 - Master's degree	1	Men	0	0	0	0	0	0	0	0	0	0	
			Women	0	0	0	0	0	0	0	0	0	0	
			Total	0	0	0	0	0	0	0	0	0	0	Yes
51.3818 Nursing Practice	18 - Doctor's degree - professional practice	1	Men	0	0	0	0	0	0	1	0	0	1	
			Women	0	0	0	1	8	0	15	0	1	25	
			Total	0	0	0	1	8	0	16	0	1	26	Yes
51.3899 Registered Nursing, Nursing Administration, Nursing Research and Clinical Nursing, Other	7 - Master's degree	1	Men	0	1	0	0	1	1	6	0	1	10	
			Women	0	8	2	0	18	0	100	0	2	130	
			Total	0	9	2	0	19	1	106	0	3	140	Yes
52.0101 Business/Commerce, General	7 - Master's degree	1	Men	1	0	0	1	0	0	8	0	2	12	
			Women	0	0	0	0	0	0	5	0	3	8	
			Total	1	0	0	1	0	0	13	0	5	20	No
52.0201 Business Administration and Management, General	5 - Bachelor's degree	1	Men	3	1	0	0	0	0	6	0	0	10	
			Women	0	1	0	1	1	0	6	0	1	10	
			Total	3	2	0	1	1	0	12	0	1	20	No
52.0201 Business Administration and Management, General	5 - Bachelor's degree	2	Men	1	0	0	0	0	0	1	0	0	2	
			Women	0	0	0	0	1	0	2	0	0	3	
			Total	1	0	0	0	1	0	3	0	0	5	No
52.0301 Accounting	5 - Bachelor's degree	1	Men	0	0	0	1	0	0	4	0	0	5	
			Women	0	2	0	3	0	0	1	0	1	7	
			Total	0	2	0	4	0	0	5	0	1	12	No
52.0301 Accounting	5 - Bachelor's degree	2	Men	0	2	0	0	0	0	1	0	0	3	
			Women	0	0	0	0	0	0	2	0	1	3	
			Total	0	2	0	0	0	0	3	0	1	6	No
52.0601 Business/Managerial Economics	5 - Bachelor's degree	1	Men	1	1	0	0	0	0	4	0	0	6	
			Women	0	1	0	0	0	0	0	0	0	1	
			Total	1	2	0	0	0	0	4	0	0	7	No
52.0601 Business/Managerial Economics	5 - Bachelor's degree	2	Men	0	2	0	0	0	0	2	0	0	4	
			Women	0	0	0	0	0	0	0	0	0	0	
			Total	0	2	0	0	0	0	2	0	0	4	No
52.0801 Finance, General	5 - Bachelor's degree	1	Men	2	0	0	0	1	0	5	0	0	8	
			Women	0	0	0	0	0	0	1	0	1	2	

CIPCODE	Award Level	Major	Gender	Non Resident Alien	Hispanic / Latino	American Indian or Alaska Native	Asian	Black or African American	Native Hawaiian or Other Pacific Islander	White	Two or more Races	Race/ ethnicity unknown	Total	distance education program
			Total	2	0	0	0	1	0	6	0	1	10	No
52.0801	5 - Bachelor's degree	2	Men	0	0	0	0	0	0	1	0	0	1	
Finance, General			Women	0	1	0	0	0	0	1	0	0	2	
			Total	0	1	0	0	0	0	2	0	0	3	No
52.1101	5 - Bachelor's degree	1	Men	2	1	0	0	0	0	0	0	0	3	
International Business/Trade/Commerce			Women	0	1	0	0	0	0	2	0	0	3	
			Total	2	2	0	0	0	0	2	0	0	6	No
52.1101	5 - Bachelor's degree	2	Men	0	0	0	0	0	0	0	0	0	0	
International Business/Trade/Commerce			Women	0	1	0	0	0	0	0	0	0	1	
			Total	0	1	0	0	0	0	0	0	0	1	No
52.1401	5 - Bachelor's degree	1	Men	0	2	0	0	1	0	3	0	1	7	
Marketing/Marketing Management, General			Women	0	6	0	0	2	0	12	0	1	21	
			Total	0	8	0	0	3	0	15	0	2	28	No
52.1401	5 - Bachelor's degree	2	Men	2	0	0	0	0	0	0	0	0	2	
Marketing/Marketing Management, General			Women	0	0	0	0	0	0	1	0	0	1	
			Total	2	0	0	0	0	0	1	0	0	3	No
54.0101	5 - Bachelor's degree	1	Men	0	1	0	0	0	0	8	0	0	9	
History, General			Women	0	0	0	0	1	0	4	1	1	7	
			Total	0	1	0	0	1	0	12	1	1	16	No
54.0101	5 - Bachelor's degree	2	Men	0	0	0	0	0	0	1	0	0	1	
History, General			Women	0	1	0	0	0	0	1	0	0	2	
			Total	0	1	0	0	0	0	2	0	0	3	No

Completions: total by first major

99.0000 Summary Grand Totals	Award Level	Nonresi- dent alien	Hispanic Latino	American Indian or Alaska Native	Asian	Black or African American	Native Hawaiian or Other Pacific Islander	White	Two or more Races	Race/ ethnicity unknown	Total	PY Total
Bachelor's degree	5											
Men		11	20	1	6	19	0	131	0	8	196	259
Women		0	42	3	14	65	1	169	7	22	323	362
Total		11	62	4	20	84	1	300	7	30	519	621
Postbaccalaureate certificates	6											
Men		0	0	0	0	0	0	0	0	0	0	0
Women		0	0	0	0	0	0	0	0	0	0	0
Total		0	0	0	0	0	0	0	0	0	0	0
Master's degree	7											
Men		7	6	0	1	6	1	37	1	10	69	67
Women		0	16	4	0	29	0	153	1	13	216	264
Total		7	22	4	1	35	1	190	2	23	285	331
Post-Master's certificates	8											
Men		0	0	0	0	0	0	0	0	0	0	0
Women		0	0	0	0	1	0	0	0	0	1	0
Total		0	0	0	0	1	0	0	0	0	1	0
Doctor's degree - professional practice	18											
Men		2	14	2	4	8	0	78	1	7	116	124
Women		0	17	1	3	21	1	87	0	4	134	146
Total		2	31	3	7	29	1	165	1	11	250	270
Grand Total Men		20	40	3	11	33	1	246	2	25	381	450
Grand Total Women		0	75	8	17	116	2	409	8	39	674	772
Grand Total		20	115	11	28	149	3	655	10	64	1055	1222
PY Grand Total Men		19	51	2	22	35	0	281	3	37		450

PY Grand Total Women		11	68	5	40	112	1	483	4	48		772
PY Grand Total		30	119	7	62	147	1	764	7	85		1222

Completions: total by second major

99.0000 Summary Grand Totals	Award Level	Nonresident alien	Hispanic Latino	American Indian or Alaska Native	Asian	Black or African American	Native Hawaiian or Other Pacific Islander	White	Two or more Races	Race/ethnicity unknown	Total	PY Total
Bachelor's degree	5											
Men		4	4	0	1	0	0	9	0	0	18	36
Women		0	3	0	0	2	0	16	0	1	22	43
Total		4	7	0	1	2	0	25	0	1	40	79
Master's degree	7											
Men		0	0	0	0	0	0	0	0	0	0	0
Women		0	0	0	0	0	0	0	0	0	0	0
Total		0	0	0	0	0	0	0	0	0	0	0
Doctor's degree - professional practice	18											
Men		0	0	0	0	0	0	0	0	0	0	0
Women		0	0	0	0	0	0	0	0	0	0	0
Total		0	0	0	0	0	0	0	0	0	0	0

Grand Total Men		4	4	0	1	0	0	9	0	0	18	36
Grand Total Women		0	3	0	0	2	0	16	0	1	22	43
Grand Total		4	7	0	1	2	0	25	0	1	40	79

PY Grand Total Men		2	8	0	0	3	0	22	0	1		36
PY Grand Total Women		3	11	0	2	2	0	21	0	4		43
PY Grand Total		5	19	0	2	5	0	43	0	5		79

All Completers

Institutions must report the following information. (Some data will be pre-populated from the completions by CIP code data.)

All Completers

Number of students by gender and race and ethnicity earning an award between July 1, 2013 and June 30, 2014. Count each student only once, regardless of how many awards he/she earned. The intent of this screen is to collect an unduplicated count of total numbers of *completers*.

- Report Hispanic/Latino individuals of any race as Hispanic/Latino
- Report race for non-Hispanic/Latino individuals only

	Men		Women		Total Students
	Number of Students	Total Awards	Number of Students	Total Awards	
<u>Nonresident alien</u>	20	20		0	20
<u>Hispanic/Latino</u>	40	40	75	75	115
<u>American Indian or Alaska Native</u>	3	3	8	8	11
<u>Asian</u>	11	11	17	17	28
<u>Black or African American</u>	33	33	116	116	149
<u>Native Hawaiian or Other Pacific Islander</u>	1	1	1	2	2
<u>White</u>	246	246	409	409	655
<u>Two or more races</u>	2	2	8	8	10
<u>Race and ethnicity unknown</u>	25	25	39	39	64
TOTAL	381	381	673	674	1,054
PY TOTAL	450		772		1,222

Completers by Level

Institutions must report the following information. This screen will be shown for each of the following award categories for which completions have been reported:

- Less than 1-year certificates
- At least 1 but less than 4-year certificates
- Associate's degrees
- Bachelor's degrees
- Master's degrees
- Doctor's degrees
- Postbaccalaureate and post-master's certificates

Bachelor's degrees


Number of students by gender, by race and ethnicity, and by age earning this award between July 1, 2013 and June 30, 2014. Each student should be counted once per award level. For example, if a student earned a master's degree and a doctor's degree, he/she should be counted once in master's and once in doctor's. A student earning two master's degrees should be counted only once.

- Report Hispanic/Latino individuals of any race as Hispanic/Latino
- Report race for non-Hispanic/Latino individuals only

	Number of Students	Total Awards
By Gender		
Men	196	196
Women	323	323
TOTAL	519	519
PY TOTAL	621	
By Race/Ethnicity		
<u>Nonresident alien</u>	11	11
<u>Hispanic/Latino</u>	62	62
<u>American Indian or Alaska Native</u>	4	4
<u>Asian</u>	20	20
<u>Black or African American</u>	84	84
<u>Native Hawaiian or Other Pacific Islander</u>		1

	<input type="text" value="1"/>	
<u>White</u>	<input type="text" value="300"/>	300
Two or more races	<input type="text" value="7"/>	7
<u>Race and ethnicity unknown</u>	<input type="text" value="30"/>	30
TOTAL	519	519

--

 By Age		
Under 18	<input type="text" value="0"/>	
18-24	<input type="text" value="436"/>	
25-39	<input type="text" value="66"/>	
40 and Above	<input type="text" value="17"/>	
Age Unknown	<input type="text" value="0"/>	
TOTAL	519	519

Completers by Level

Institutions must report the following information. This screen will be shown for each of the following award categories for which completions have been reported:

- Less than 1-year certificates
- At least 1 but less than 4-year certificates
- Associate's degrees
- Bachelor's degrees
- Master's degrees
- Doctor's degrees
- Postbaccalaureate and post-master's certificates

Master's degrees


Number of students by gender, by race and ethnicity, and by age earning this award between July 1, 2013 and June 30, 2014. Each student should be counted once per award level. For example, if a student earned a master's degree and a doctor's degree, he/she should be counted once in master's and once in doctor's. A student earning two master's degrees should be counted only once.

- Report Hispanic/Latino individuals of any race as Hispanic/Latino
- Report race for non-Hispanic/Latino individuals only

	Number of Students	Total Awards
By Gender		
Men	69	69
Women	216	216
TOTAL	285	285
PY TOTAL	331	
By Race/Ethnicity		
Nonresident alien	7	7
Hispanic/Latino	22	22
American Indian or Alaska Native	4	4
Asian	1	1
Black or African American	35	35
Native Hawaiian or Other Pacific Islander		1

	<input type="text" value="1"/>	
<u>White</u>	<input type="text" value="190"/>	190
Two or more races	<input type="text" value="2"/>	2
<u>Race and ethnicity unknown</u>	<input type="text" value="23"/>	23
TOTAL	285	285

--

 By Age		
Under 18	<input type="text" value="0"/>	
18-24	<input type="text" value="4"/>	
25-39	<input type="text" value="129"/>	
40 and Above	<input type="text" value="152"/>	
Age Unknown	<input type="text" value="0"/>	
TOTAL	285	285

Completers by Level

Institutions must report the following information. This screen will be shown for each of the following award categories for which completions have been reported:

- Less than 1-year certificates
- At least 1 but less than 4-year certificates
- Associate's degrees
- Bachelor's degrees
- Master's degrees
- Doctor's degrees
- Postbaccalaureate and post-master's certificates

Doctor's degrees


Number of students by gender, by race and ethnicity, and by age earning this award between July 1, 2013 and June 30, 2014. Each student should be counted once per award level. For example, if a student earned a master's degree and a doctor's degree, he/she should be counted once in master's and once in doctor's. A student earning two master's degrees should be counted only once.

- Report Hispanic/Latino individuals of any race as Hispanic/Latino
- Report race for non-Hispanic/Latino individuals only

	Number of Students	Total Awards
By Gender		
Men	116	116
Women	134	134
TOTAL	250	250
PY TOTAL	270	
By Race/Ethnicity		
<u>Nonresident alien</u>	2	2
<u>Hispanic/Latino</u>	31	31
<u>American Indian or Alaska Native</u>	3	3
<u>Asian</u>	7	7
<u>Black or African American</u>	29	29
<u>Native Hawaiian or Other Pacific Islander</u>		1

	<input type="text" value="1"/>	
<u>White</u>	<input type="text" value="165"/>	165
Two or more races	<input type="text" value="1"/>	1
<u>Race and ethnicity unknown</u>	<input type="text" value="11"/>	11
TOTAL	250	250

--

 By Age		
Under 18	<input type="text" value="0"/>	
18-24	<input type="text" value="5"/>	
25-39	<input type="text" value="217"/>	
40 and Above	<input type="text" value="28"/>	
Age Unknown	<input type="text" value="0"/>	
TOTAL	250	250

Completers by Level

Institutions must report the following information. This screen will be shown for each of the following award categories for which completions have been reported:

- Less than 1-year certificates
- At least 1 but less than 4-year certificates
- Associate's degrees
- Bachelor's degrees
- Master's degrees
- Doctor's degrees
- Postbaccalaureate and post-master's certificates

Postbaccalaureate and post-master's certificates


Number of students by gender, by race and ethnicity, and by age earning this award between July 1, 2013 and June 30, 2014. Each student should be counted once per award level. For example, if a student earned a master's degree and a doctor's degree, he/she should be counted once in master's and once in doctor's. A student earning two master's degrees should be counted only once.

- Report Hispanic/Latino individuals of any race as Hispanic/Latino
- Report race for non-Hispanic/Latino individuals only

	Number of Students	Total Awards
By Gender		
Men	<input type="text" value="0"/>	0
Women	<input type="text" value="1"/>	1
TOTAL	1	1
PY TOTAL		
By Race/Ethnicity		
<u>Nonresident alien</u>	<input type="text" value="0"/>	0
<u>Hispanic/Latino</u>	<input type="text" value="0"/>	0
<u>American Indian or Alaska Native</u>	<input type="text" value="0"/>	0
<u>Asian</u>	<input type="text" value="0"/>	0
<u>Black or African American</u>	<input type="text" value="1"/>	1
<u>Native Hawaiian or Other Pacific Islander</u>		0

	<input type="text" value="0"/>	
<u>White</u>	<input type="text" value="0"/>	0
Two or more races	<input type="text" value="0"/>	0
<u>Race and ethnicity unknown</u>	<input type="text" value="0"/>	0
TOTAL	1	1

--

 By Age		
Under 18	<input type="text"/>	
18-24	<input type="text"/>	
25-39	<input type="text"/>	
40 and Above	<input type="text" value="1"/>	
Age Unknown	<input type="text"/>	
TOTAL	1	1

Prepared by

This survey component was prepared by:

<input type="radio"/>	Keyholder	<input type="radio"/>	SFA Contact	<input type="radio"/>	HR Contact
<input type="radio"/>	Finance Contact	<input type="radio"/>	Academic Library Contact	<input type="radio"/>	Other
Name:	<input type="text"/>				
Email:	<input type="text"/>				

How long did it take to prepare this survey component?	<input type="text"/>	hours	<input type="text"/>	minutes
--	----------------------	-------	----------------------	---------

The name of the preparer is being collected so that we can follow up with the appropriate person in the event that there are questions concerning the data. The Keyholder will be copied on all email correspondence to other preparers.

The time it took to prepare this component is being collected so that we can continue to improve our estimate of the reporting burden associated with IPEDS. Please include in your estimate the time it took for you to review instructions, query and search data sources, complete and review the component, and submit the data through the Data Collection System.

Thank you for your assistance.

Summary

IPEDS collects important information regarding your institution. All data reported in IPEDS survey components become available in the IPEDS Data Center and appear as aggregated data in various Department of Education reports. Additionally, some of the reported data appears specifically for your institution through the College Navigator website and is included in your institution's Data Feedback Report (DFR). The purpose of this summary is to provide you an opportunity to view some of the data that, when accepted through the IPEDS quality control process, will appear on the College Navigator website and/or your DFR. College Navigator is updated approximately three months after the data collection period closes and Data Feedback Reports will be available through the [Data Center](#) and sent to your institution's CEO in November 2015.

Please review your data for accuracy. If you have questions about the data displayed below after reviewing the data reported on the survey screens, please contact the IPEDS Help Desk at: 1-877-225-2568 or ipedshelp@rti.org.

Summary of Completions Data

Award Level	Number of Completions	
	1 st major	2 nd major
<u>Bachelors degree or equivalent</u>	519	40
<u>Postbaccalaureate certificate</u>	0	0
<u>Master's degree</u>	285	0
<u>Post-master's certificate</u>	1	0
<u>Doctor's degree - professional practice</u>	250	0
Total number of degrees and certificates	1,055	

Summary of Completers Data

	Number of Students		
	Men	Women	Total
All Completers	381	673	1,054

Completions

Loyola University New Orleans (159656)

There are no errors for the selected survey and institution.